

Florida Performing Fine Arts Assessment

Item Specifications for Benchmarks in Course: 5013070

Music – Grade One



Course Title: Music – Grade One

Course Number: 5013070

Abbreviated Title: Music – Grade One

Course Length: Year

PERFORMING Benchmarks

Task A/B/C/D	Item Type	Course Description:
		First-grade students in music class explore their world through listening, singing, moving, playing instruments, and creating to stimulate the imagination and lead to innovation and creative risk-taking. As they develop basic skills, techniques, and processes in music, they strengthen their music and extra-music vocabulary and music literacy, as well as their ability to remember, focus on, process, and sequence information. As students sing, play, move, and create together, they develop the foundation for important skills such as teamwork, acceptance, respect, and responsibility that will help students be successful in the 21 st century.
A	P1	MU.1.H.1.1 Perform simple songs, dances, and musical games from a variety of cultures.
A	P1	MU.1.S.2.1 Sing or play songs, which may include changes in verses or repeats, from memory.
A	P1	MU.1.S.3.1 Sing simple songs in a group, using head voice and maintaining pitch.
B	P2	MU.1.S.3.2 Play three- to five-note melodies and/or accompaniments on classroom instruments.
C	O1	MU.1.S.3.3 Sing simple la-sol-mi patterns at sight.
D	CO1	MU.1.S.1.1 Improvise a four-beat response to a musical question sung or played by someone else.
E	CP1	MU.1.S.1.2 Create short melodic and rhythmic patterns based on teacher-established guidelines.

NOTE: This document was developed under a grant from the U. S. Department of Education. However, those contents do not necessarily represent the policy of the U. S. Department of Education, and you should not assume endorsement by the Federal Government.

- Key:**
- Responding
 - Performing
 - Creating
 - Best Assessed in the Classroom



Florida Performing Fine Arts Assessment

Item Specifications for Benchmarks in Course: 5013070

Music – Grade One

Prepared Performance I – Task A

COURSE	Music – Grade 1 5013070
BENCHMARK #(S)	MU.1.H.1.1, MU.1.S.2.1, MU.1.S.3.1
BIG IDEA	
ENDURING UNDERSTANDING	
BENCHMARK(S)	MU.1.H.1.1 - Perform simple songs, dances, and musical games from a variety of cultures. MU.1.S.2.1 - Sing or play songs, which may include changes in verses or repeats, from memory. MU.1.S.3.1 - Sing simple songs in a group, using head voice and maintaining pitch.
BENCHMARK CLARIFICATION	Sing simple songs from any culture in a group from memory using head voice and maintaining pitch.
ITEM TYPES	Prepared Performance
CONTENT LIMITS	Song from any culture and English text (similar to “Down to the Baker’s Shop” or “A Tisket A Tasket”), 1 verse or refrain. Key of D. 3X.
CONTEXTS (Student’s Role)	Sing
DEPTH OF KNOWLEDGE	2
STIMULUS ATTRIBUTES	Audio recording of children’s chorus singing a cappella, one verse or refrain of a folk song in the key of D, range from D – D’. The adult on the recording then sings on starting pitch “1, 2, ready sing”. Chorus repeats song while student sings.
RESPONSE ATTRIBUTES	Audio recording
TIME ALLOTMENT	1 - 2 minutes
PHYSICAL ENVIRONMENT /EQUIPMENT (e.g., Microphone, Stand):	Recording device, audio playback device, student should stand. Assessment should occur in a quiet location. Microphone should be close to student performer. The music teacher should administer this test and manage the equipment.

- Key:**
- Responding
 - Performing
 - Creating
 - Best Assessed in the Classroom

Florida Performing Fine Arts Assessment

Item Specifications for Benchmarks in Course: 5013070

Music – Grade One



SAMPLE QUESTION: Prepared Performance I - Task A

Stem: The adult on the recording says: “Listen to the chorus sing Twinkle Twinkle Little Star. Sing along with the chorus the 2nd time after I sing ‘1, 2, ready, sing’”

Quarter note = 80

Item Specific Scorer’s Rubric: Prepared Performance I – Task A

4-point sample answer:

POINTS	Intonation	Singing From Memory	Singing Voice
4 points	Performs all pitches accurately.	Performs all lyrics accurately.	Sings consistently in head voice.
3 points	Performs with minor pitch inaccuracies.	Performs lyrics with minor inaccuracies.	Sings predominately in head voice.
2 points	Performs with multiple pitch inaccuracies.	Performs lyrics with multiple inaccuracies.	Sings with some evidence of head voice.
1 point	Performs mostly inaccurate pitches.	Performs mostly inaccurate lyrics.	Performs with no evidence of head voice.

- Key:**
- Responding
 - Performing
 - Creating
 - Best Assessed in the Classroom



Florida Performing Fine Arts Assessment

Item Specifications for Benchmarks in Course: 5013070

Music – Grade One

Prepared Performance II - Task B

COURSE	Music – Grade 1 5013070
BENCHMARK #(S)	MU.1.S.3.2
BIG IDEA	
ENDURING UNDERSTANDING	
BENCHMARK(S)	MU.1.S.3.2 - Play three- to five-note melodies and/or accompaniments on classroom instruments.
BENCHMARK CLARIFICATION	Play an accompaniment on an unpitched classroom instrument.
ITEM TYPES	Prepared Performance
CONTENT LIMITS	Repeated 4 beat pattern, accompanying a recording of instrumental music with obvious beat emphasis in duple meter. (Something similar to a Sousa-type march, but tempo 112-120.)
CONTEXTS (Student’s Role)	Performer
DEPTH OF KNOWLEDGE	2
STIMULUS ATTRIBUTES	Video recording with adult leading the performance. Instrumental music begins playing on the video (Sousa-like march). After an 8-beat introduction, the adult on the video performs the rhythm example two times. After the second time the adult on the video stops playing and says “1, 2, ready play” and the student joins the adult playing the pattern on rhythm sticks. The adult on the video drops out after two more repetitions, student continues pattern a minimum of four repetitions with the music recording without the adult on the video.
RESPONSE ATTRIBUTES	Audio recording
TIME ALLOTMENT	2 minutes -2 minutes and 30 seconds
PHYSICAL ENVIRONMENT /EQUIPMENT (e.g., Microphone, Stand):	Video player shows the stimulus with a volume appropriate for being heard by a student. Audio recording equipment to capture response. Room should be quiet and free from interruptions.

- Key:**
- Responding
 - Performing
 - Creating
 - Best Assessed in the Classroom

Florida Performing Fine Arts Assessment

Item Specifications for Benchmarks in Course: 5013070

Music – Grade One



SAMPLE QUESTION: Prepared Performance II - Task B

Stem: The adult on the video says: “Listen to the music and the pattern I am playing. After I play the pattern two times, I will say ‘1, 2, ready play’. You will play the same pattern with me twice then continue on your own until the music stops.” March: Sousa’s Stars and Stripes Forever.

Quarter note = approximately 112.



Item Specific Scorer’s Rubric: Prepared Performance II – Task B

POINTS	Tempo	Rhythmic Accuracy	Maintaining Ostinato
4 points	Performs tempo accurately in all patterns.	Performs rhythms accurately in all patterns.	Completes all repetitions.
3 points	Performs with minor tempo inaccuracies.	Performs with minor rhythm inaccuracies.	Completes most repetitions.
2 points	Performs with multiple tempo inaccuracies.	Performs with multiple rhythm inaccuracies.	Completes some repetitions.
1 point	Performs with mostly inaccurate tempo.	Performs with mostly inaccurate rhythms.	Completes few repetitions.

Key: Responding
 Performing
 Creating
 Best Assessed in the Classroom



Florida Performing Fine Arts Assessment

Item Specifications for Benchmarks in Course: 5013070

Music – Grade One

On Demand Performance I – Task B

COURSE	Music Grade 1 – 5013070
BENCHMARK #(S)	MU.1.S.3.3
BIG IDEA	
ENDURING UNDERSTANDING	
BENCHMARK(S)	MU.1.S.3.3 - Sing simple la-sol-mi patterns at sight.
BENCHMARK CLARIFICATION	Sing simple mi, sol, la patterns at sight.
ITEM TYPES	On demand performance
CONTENT LIMITS	So, la, mi pitches in key of F, example contains 4 notes
CONTEXTS (Student's Role)	Singing
DEPTH OF KNOWLEDGE	2
STIMULUS ATTRIBUTES	Video of melodic icons with 4 note patterns which must include mi and so, and at least one pattern must include la. The adult female voice on the video sings and points to pitches in example 1 using neutral syllable “loo”. The vocal model must have no vibrato. The adult sings “1, 2, ready, sing” on the starting pitch. Adult and student sing pattern 1 together. Adult sings and points to pitches in example 2, using the neutral syllable “Loo”. Adult sings “1, 2, ready sing” on the starting pitch. Adult and student sing pattern 2 together. Repeat same sequence for pattern 3. On 4 th pattern, adult points to first pitch and sings “1, 2, ready sing” on the starting pitch. The adult points to the pitches as the student sings alone.
RESPONSE ATTRIBUTES	Audio recording
TIME ALLOTMENT	2 minutes-2 minutes and 30 seconds
PHYSICAL ENVIRONMENT /EQUIPMENT (e.g., Microphone, Stand):	Video player shows the stimulus with a volume appropriate for being heard by a student. Audio recording equipment to capture response. Room should be quiet and free from interruptions.

- Key:**
- Responding
 - Performing
 - Creating
 - Best Assessed in the Classroom



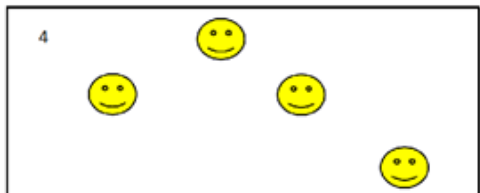


Florida Performing Fine Arts Assessment

Item Specifications for Benchmarks in Course: 5013070

Music – Grade One

SAMPLE QUESTION: On Demand Performance I – Task B

Stem: The adult on the video says: “We will sing some patterns. The first three we will sing together. The last one you will sing on your own.”



- Key:**
- Responding
 - Performing
 - Creating
 - Best Assessed in the Classroom



Florida Performing Fine Arts Assessment

Item Specifications for Benchmarks in Course: 5013070

Music – Grade One

Item Specific Scorer’s Rubric: On Demand Performance I – Task B

POINTS	Contour	Pitch
4 points	Performs all contours accurately.	Performs all pitches accurately.
3 points	Performs with minor contour inaccuracies.	Performs with minor pitch inaccuracies.
2 points	Performs with multiple contour inaccuracies.	Performs with multiple pitch inaccuracies.
1 point	Performs mostly inaccurate contours.	Performs mostly inaccurate pitches.

- Key:**
- Responding
 - Performing
 - Creating
 - Best Assessed in the Classroom
-